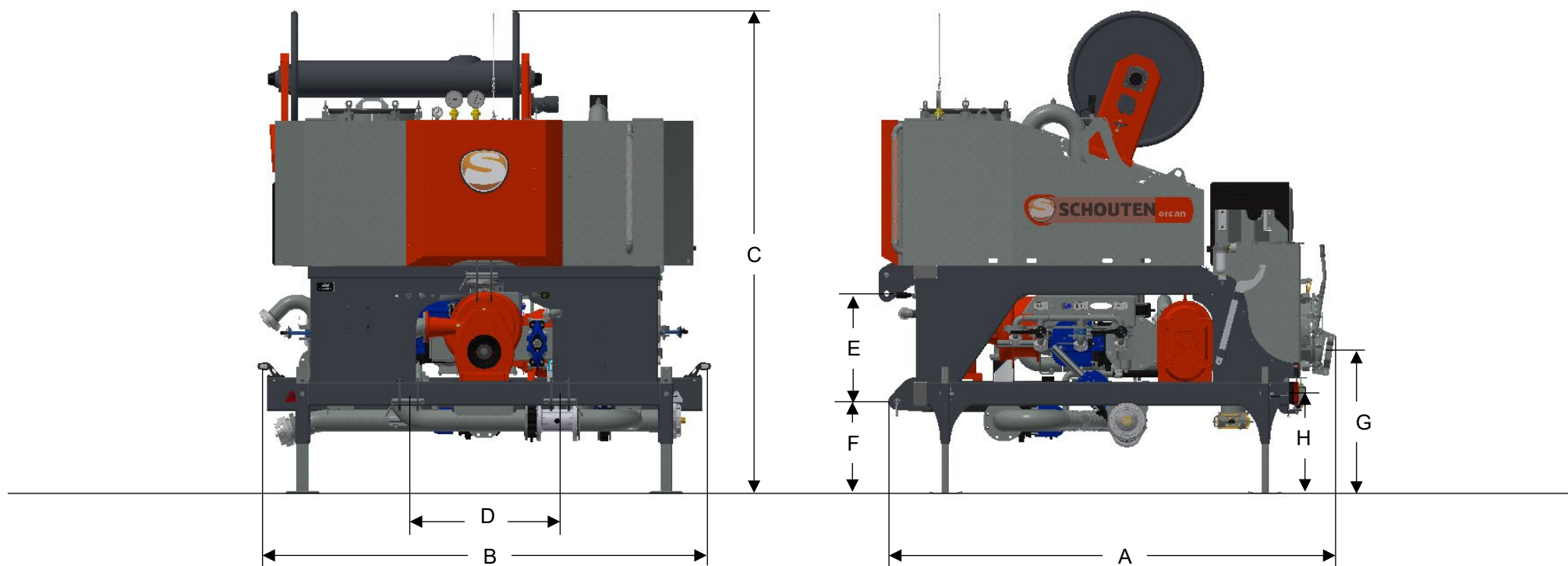


ORCAN PU300



DIMENSIONS

A	LENGTH	2630 MM	E	DISTANCE LIFT BALL – TOPLINK BALL	755/865 MM
B	WIDTH	2780 MM	F	HITCH HEIGHT	550 MM
C	HEIGHT	2895 MM	G	MOUNTING HEIGHT	850 MM
D	HITCH WIDTH	905 MM	H	TOWBAR HEIGHT	590 MM


ORCAN PU300

MACHINE INFORMATION

TYPE	PU300
WEIGHT	2.900 KG
CENTRIFUGAL SLURRY PUMP	DODA AFI 35HD
CAPACITY SLURRY PUMP	5.000 L/MIN
SLURRY PUMP DRIVE	PTO 1.000 RPM
PTO SHEAR BOLT PROTECTION	2.920 NM
SUCTION CONNECTION	2X 6" CONNECTION

ROTARY LOBE PUMP	VOGELSANG VX186-368Q
CAPACITY ROTARY LOBE PUMP	8.600 L/MIN
ROTARY LOBE PUMP DRIVE	HYDR. CONTINUOUSLY VARIABEL
VOLUME WATER COMPARTMENT	2.800 LTR.
WATER SUPPLY CONTROL	4X BUTTERFLY VALVE DN80
AIR SUPPLY CONTROL	3X BUTTERFLY VALVE DN40
COMPRESSED AIR CONNECTOR	STORZ NA52


OPTIONS



CIRCULATION SYSTEM



WATER FLOWMETER



WATERHOSE REEL