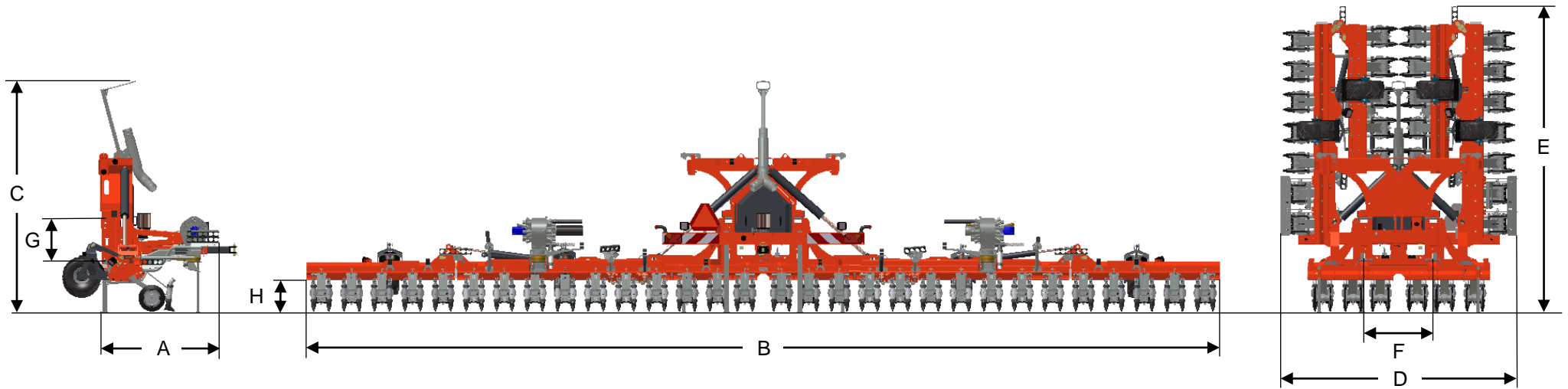


SPIDER SP12260



DIMENSIONS

A	LENGTH	1590 MM
B	WIDTH	12000 MM
C	HEIGHT	3900 MM
D	TRANSPORT WIDTH	3000 MM

E	TRANSPORT HEIGHT	4010 MM
F	HITCH WIDTH	905 MM
G	DISTANCE LIFT PIN – LINK PIN	550-670 MM
H	FRAME CLEARANCE	400 MM


SPIDER SP12260

MACHINE INFORMATION

TYPE	SP12260
WORKING WIDTH	12.0 M
WEIGHT	2.900 KG
FRAME	5 PARTS FOLDABLE
HITCH	3 + 4 POINT CAT III
SUPPORT WHEELS	4X 20X10.0-8
DISTRIBUTOR	2X EXA-CUT 30/51
HOSE DIAMETER	Ø 51 MM

NUMBER OF ELEMENTS	30
SUSPENSION ELEMENTS	TORSION SPRING
NUMBER OF COULTER DISCS	60
DIAMETER COULTER DISC	Ø 350 MM
ROW DISTANCE	20 CM
VALVES	PNEUMATIC
SECTION VALVES	YES
NUMBER OF SECTIONS	MAX. 30


OPTIONS



LED WORK LIGHTS



SUPPLY HOSE



TRAILER HITCH



WATER TANK